

**GCSE Revision Schedule Summer 2025**


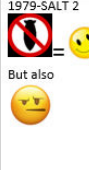

<b>Week Commencing</b>	<b>Activity</b>	<b>Completed?</b>																				
1. 17.02.25  <b>FEB HALF TERM</b>	<p><b>MEDICINE: British Sector of Western Front.</b></p> <ul style="list-style-type: none"> <li>Use the following link to watch a video which nicely reviews medicine on the Western Front:</li> <li><a href="https://www.youtube.com/watch?v=igehK_WpaLo">https://www.youtube.com/watch?v=igehK_WpaLo</a></li> <li>Split a page into 4 and make notes on the 4 topic areas as you watch.</li> <li>Then make flashcards on each of them to test yourself.</li> <li>Also use the department overview video on itslearning/sharepoint on the Western Front and complete the tasks</li> </ul>																					
2. 24.02.25	<p><b>MEDICINE: Causes Through Time.</b></p> <ul style="list-style-type: none"> <li>Watch the department overview video on itslearning/sharepoint on causes and complete the tasks</li> <li>Using pages 1, 6, 12 and 18 of your revision guides make a big spider diagram detailing the ideas about causes in each period.</li> <li>Colour code your spider diagram to show how WAR, INDIVIDUALS, SCIENCE AND TECH, ATTITUDES, INSTITUTIONS and CHANCE contributed to change/continuity over time.</li> <li>Complete Seneca quizzes as you go</li> </ul>																					
3. 03.03.25	<p><b>MEDICINE: Treatment Through Time.</b></p> <ul style="list-style-type: none"> <li>Watch the department overview video on itslearning/sharepoint on treatment and complete the tasks</li> <li>Make some causation flash cards to help you memorise your revision from last week.</li> <li>Draw the following table and fill in with as many facts about treatment in each period as you can. Then use your revision guides to add to it.</li> </ul> <table border="1"> <thead> <tr> <th></th> <th>Medieval</th> <th>Renaissance</th> <th>Industrial</th> <th>Modern</th> </tr> </thead> <tbody> <tr> <td>Treatments</td> <td></td> <td></td> <td></td> <td></td> </tr> <tr> <td>Hospitals</td> <td></td> <td></td> <td></td> <td></td> </tr> <tr> <td>Surgery</td> <td></td> <td></td> <td></td> <td></td> </tr> </tbody> </table>		Medieval	Renaissance	Industrial	Modern	Treatments					Hospitals					Surgery					
	Medieval	Renaissance	Industrial	Modern																		
Treatments																						
Hospitals																						
Surgery																						
4. 10.03.25	<p><b>MEDICINE: Prevention Through Time.</b></p> <ul style="list-style-type: none"> <li>Watch the department overview video on itslearning/sharepoint on prevention and complete the tasks</li> <li>Test yourself on last week's revision or get someone at home to quiz you.</li> <li>Make a timeline of key developments in prevention from 1250-present day. Include, key dates, individuals, laws and events.</li> </ul>																					
5. 17.03.25	<p><b>MEDICINE: Case studies.</b></p> <ul style="list-style-type: none"> <li>Watch the department overview video on itslearning/sharepoint on the case studies and complete the tasks</li> <li>Draw the following table:</li> </ul> <table border="1"> <thead> <tr> <th></th> <th>Causes</th> <th>Treatment</th> <th>Prevention</th> </tr> </thead> <tbody> <tr> <td>Black Death</td> <td></td> <td></td> <td></td> </tr> <tr> <td>Great Plague</td> <td></td> <td></td> <td></td> </tr> <tr> <td>Cholera</td> <td></td> <td></td> <td></td> </tr> <tr> <td>Lung Cancer</td> <td></td> <td></td> <td></td> </tr> </tbody> </table> <ul style="list-style-type: none"> <li>Treat yourself... Meet up with some friends and test each other using your sparkling new flash cards!</li> </ul>		Causes	Treatment	Prevention	Black Death				Great Plague				Cholera				Lung Cancer				
	Causes	Treatment	Prevention																			
Black Death																						
Great Plague																						
Cholera																						
Lung Cancer																						

6. 24.03.25	<p><b>SAXONS AND NORMANS – Saxon England</b></p> <ul style="list-style-type: none"> <li>• Make an A3 spider diagram using your revision guides going through all of the features of Anglo-Saxon society. Include the social hierarchy, the powers of kings and earls, the church, economy, etc.</li> <li>• Plan a 12 mark Q on why there was a rising against Tostig</li> <li>• Access department revision video on itslearning/sharepoint on Saxon England and complete task.</li> </ul>	
7. 31.03.25	<p><b>SAXONS AND NORMANS – Conquest and Resistance</b></p> <ul style="list-style-type: none"> <li>• Make a timeline of battles and another one of all rebellions/revolts in both AS and Norman England.</li> <li>• Make a table of claims to the throne for Harold Hardrada, Godwinson, Aethling and William Duke of Normandy.</li> <li>• Make a spider diagram of why William won the Battle of Hastings. Include the factors: William's skill and leadership, Luck, Harold's mistakes</li> <li>• Access department revision video on itslearning/sharepoint on Conquest and Resistance and complete tasks.</li> </ul>	
8. 07.04.25  EASTER HOLS	<p><b>SAXONS AND NORMANS – Norman England.</b></p> <ul style="list-style-type: none"> <li>• Plan out an essay on the main ways in which William won control- Feudal System, Castles, Domesday Book, Church and Local government.</li> <li>• Make a big table on changes and continuities between Saxon England and Norman England.</li> <li>• Access department revision video on itslearning/sharepoint on Norman England and complete tasks.</li> </ul>	
9. 14.04.25  EASTER HOLS	<p><b>GERMANY: German Revolution and Problems faced by the Weimar Republic.</b></p> <ul style="list-style-type: none"> <li>• Watch the following video clip and note down why the Kaiser abdicated: <a href="https://www.youtube.com/watch?v=V0tUOGn8oH0">https://www.youtube.com/watch?v=V0tUOGn8oH0</a></li> <li>• Make a mind map on problems for Weimar Government include: ` the impact of WW1, the Treaty of Versailles and impact (detail on all terms), Spartacist rising, Kapp Putsch and Red Rising in Ruhr as well as French invasion and Hyperinflation- causes and winners and losers</li> <li>• Make flash cards of key individuals for Germany</li> <li>• Here is a video on the constitution. This is a tricky part of the Weimar problems.</li> <li>• If you struggle, please watch department revision video on itslearning/sharepoint Weimar problems and complete the tasks</li> </ul>	
10. 21.04.25	<p><b>GERMANY: The Golden Years</b></p> <ol style="list-style-type: none"> <li>1. Watch the department overview video on itslearning/sharepoint on the Golden Years and complete the tasks.</li> <li>2. Make detailed notes on Stresemann's policies and the impact of them on the German economy and Germany's position in Europe. Ensure you refer to the new currency, the Dawes Plan, Locarno, The Young Plan, The League of Nations, etc.</li> <li>3. Make a mind map on Weimar culture. Include art, architecture, films, women and the standard of living.</li> </ol> <p>Keep using Seneca and testing yourself on everything covered so far.</p>	
11. 28.04.25	<p><b>GERMANY: Early development of the Nazi party and Lean Years.</b></p> <ol style="list-style-type: none"> <li>1. Watch the department overview video on itslearning/sharepoint on the Early Nazi party and the Lean Years and complete the tasks.</li> <li>2. Make detailed revision notes on causes and consequences of the Munich Putsch.</li> <li>3. Make a mindmap on the lean years for the Nazis - include election results, restrictions on Hitler and the Nazis and how Hitler reformed the Nazi Party - Bamberg Conference, etc</li> </ol>	

	<p>4. Alternatively, watch the following video and make some notes on both topics. This is less detailed but gives a decent account.</p> <p><a href="https://www.youtube.com/watch?v=A8boabdOfKM">https://www.youtube.com/watch?v=A8boabdOfKM</a></p>	
12. 05.05.25	<p><b>GERMANY: Hitler's rise and consolidation of power.</b></p> <ul style="list-style-type: none"> <li>• Watch the department overview video on itslearning/sharepoint on Hitler's rise and consolidation of power and complete the tasks.</li> <li>• Make a table of all the factors leading to Hitler being appointed Chancellor e.g. Individuals such as Von Papen, Hindenburg, Depression Worldwide/ in Germany, Propaganda etc</li> <li>• Use the following link to revise how Hitler consolidated power. You could make a spider diagram on the factors which allowed him to become Fuhrer.</li> </ul> <p>Ensure you watch the videos!</p>	
13. 12.05.25	<p><b>GERMANY: Life in Nazi Germany.</b></p> <ul style="list-style-type: none"> <li>• Watch the department overview video on itslearning/sharepoint on Nazi Germany and complete the tasks.</li> <li>• Make a huge mindmap (A3) Establishing dictatorship: Control of the Church, Propaganda, The Police State, Opposition to the Nazis</li> <li>• Life in Nazi Germany- how far did ordinary Germans really support the Nazis (CLUE- did this change AFTER Hitler became dictator?)</li> <li>• Youth Groups, Reich Church, Women Kinder Kirche Kuchen, Control of Education</li> <li>• Creation of jobs-public labour schemes/ labour service, beauty of labour and strength through joy- Invisible Unemployment</li> <li>• Persecution of Minorities, Jews, Gypsies, Homosexuals and Political opponents.</li> </ul> <p>Revisit your Medicine flashcards and test yourself in preparation for your exam.</p>	
<b>EXAM</b>	<b>MEDICINE EXAM - 16.05.2025</b>	
14. 19.05.25	<p><b>COLD WAR - Phase 1 1945 - 1956</b></p> <ul style="list-style-type: none"> <li>• Watch the department overview video on itslearning/sharepoint on the early Cold War and complete the tasks</li> <li>• Either watch the below video, use your notes, or use your book to make notes on events/actions which increased tension and events/actions which decreased tension over this period.</li> <li>• <a href="https://www.youtube.com/watch?v=ecko79enxs4">https://www.youtube.com/watch?v=ecko79enxs4</a></li> </ul>	
15. 26.05.25 HALF TERM	<p><b>COLD WAR - Phase 2 Cold War Crisis</b></p> <ul style="list-style-type: none"> <li>• Watch the department overview video on itslearning/sharepoint on the Cold War Crisis and complete the tasks</li> <li>• Make detailed notes on the causes and consequences of the following events: The Berlin Wall, The Cuban Missile Crisis and the Prague Spring.</li> <li>• See below for videos:</li> <li>• Belin Wall: <a href="https://www.youtube.com/watch?v=bQDnyIvEB6w">https://www.youtube.com/watch?v=bQDnyIvEB6w</a></li> <li>• Cuban Missile Crisis: <a href="https://www.youtube.com/watch?v=20wWexHELXc">https://www.youtube.com/watch?v=20wWexHELXc</a></li> <li>Prague Spring: <a href="https://www.youtube.com/watch?v=PuZeC_TJ6sU">https://www.youtube.com/watch?v=PuZeC_TJ6sU</a></li> </ul>	
16. 02.06.25	<p><b>COLD WAR - Phase 3 - The end of the Cold War- 1970-91</b></p> <ul style="list-style-type: none"> <li>• Watch the department overview video on itslearning/sharepoint on Dentent and the end of the Cold War and complete the tasks.</li> </ul>	

- Make a big spider diagram on all of the following events. Remember to include causes and consequences.

Phase 3- The end of the Cold War- 1970-91

<p>1972- SALT</p> 	<p>Helsinki Accords 1975 <b>ASH (or SAH)</b></p> <p>Helsinki Accords, 1975 to agree on international issues to help continue peacefully. Includes human rights.</p> 	<p>1979-SALT 2</p>  <p>But also</p> 	<p>Soviet invasion of Afghanistan 1979 The USSR invaded to protect interests in this neighbouring state. USA boycotted Moscow</p>  <p>Second Cold war. SDI</p>	<p>Gorbachev leader 1985- Perestroika- Reconstruction. End of Brezhnev doctrine- satellite countries free to choose governments.</p> <p>Soviet Union disbanded.</p> 	<p>1989- Fall of Berlin Wall. End of Warsaw Pact</p> 
---	---	--	---	--	--

**EXAM**

**NORMANS AND COLD WAR EXAM - 05.06.2025**

17.  
09.06.25

Continue to test yourself and revisit areas of weakness ON GERMANY. Make flashcards and get someone at home to test you. Plan essay questions using your booklets. Keep revisiting Seneca. Try to write a topic on a page - write everything you can about the Golden Years for example.

**EXAM**

**GERMANY EXAM - 10.06.2025**

**JOB DONE!!!!**